

Kleenoil Bypass Oil Filter System - Bypass Oil Filtration - Install DB

Pictures	Type	Type	Make	Model	Engine	Engine Model	Type	Hydraulic	Oil Supply Location	Supply Fittings	Supply Hose	Oil Return	Return Fittings	Return Hose	Mount Location	Bowl Fittings
	Hydraulic	Hydro Ax	Blount	721E			KU50	TRUE	Filter housing, right side in front of engine, port with o-ring fitting, 300psig	3/8" O-ring x 4 JIC (F50-4-6)	28"	Top of hydraulic tank, pressure release valve, T'd off	1/8"NPT Tee, 1/8"NPT nipple 1 1/2" lg	6JIC x 1/8NPT 90 elbow	6JIC x 3/8" hose barb", LOLA 6, On motor mount	left side of engine
No Preview Image	Hydraulic	Excavator	Caterpillar	330CL			KU50	TRUE	Removed sample port on pilot circuit filter	1/4"o-ring x 4JIC, 4JIC 90	30"	Unused return port into hydraulic reservoir	1/2"o-ring x 6JIC, 6JIC 90, (2) 6JIC f x 3/8" hose barb	LOLA 6	Right side of machine by hyd. Pumps	4JIC 90
No Preview Image	Hydraulic	Motor Grader	Caterpillar	140H			KU50	TRUE	T'd into hyd line to cooling fan motor b4 reversing valve	12ORFS run T, 12ORFS cap(D/T 1/8"npt)	1/8npt x 4JIC 90	4JIC m-m conn	(2) 4JIC 90, "78"+60"+12"	T'd off line returning to tank under cab	8ORFS run T, 8ORFS x 6JICm adaptor, 6JIC 90, 4JIC bulkhead, 4JIC 90	LOLA 6+12"
No Preview Image	Hydraulic	Track Loader	Caterpillar	953C			KU50	TRUE	Unused port on hyd. Oil filter head	3/8"o-ring x 4JIC conn, 4JIC 90	72"	Unused port on hyd. Reservoir by fill neck	#6 o-ring x 4JIC strt, 4JIC 90, (2) 3/8" x 6JIC hose barb	LOLA 6	left side inside compartment by air filter	4JIC 90
No Preview Image	Hydraulic	Wheel Loader	Caterpillar	950G			KU50	TRUE	T'd off line on hyd oil pressure low pressure circuit	1/4" o-ring 1/4"npt strt, 1/4"npt T	1/4npt 4JIC 90	1/4"npt m 1/4" o-ring f, "72"	T'd off oil sample port on Oil filter housing	1/4" o-ring 4JIC strt, 4JIC f 1/4"npt m	1/4" x 1/4"npt cplg m strt	1/4npt m 6jic m strt
No Preview Image	Hydraulic	Wheel Loader	Caterpillar	950G			KU50	TRUE	Removed oil sample port on hyd.Oil filter head	1/4"o-ring x 4JIC conn, 4JIC 90, 4JIC m-m conn	78"+12"	T'd into return line to tank	#6 ORFS run T, 6 ORFS x 6JIC adaptor, (2) 6JIC x 3/8" hose barb	LOLA 6	Above engine, behind cab	4JIC 90
No Preview Image	Hydraulic	Wheel Loader	Caterpillar	950H			KU50	TRUE	Sample port on ride control circuit by accumulator up front	14mm o-ring x 4JIC conn, 4JIC 90, 4JIC m-m conn	66"+48"	T'd into port on hydraulic filter head	4JIC branch T, 4JIC 90, 4JIC to 6JIC conn, (2) 6JIC f x 3/8" hose barb	1/4 ball valve	(2) 1/4"npt x 3/8" hose barb", LOLA 6, Inside hyd. Filter compartment	below filter
	Hydraulic	Mixer Plant	Cemco				KU50	TRUE	T'd off pressure gauge on right side of valve body	1/4"npt run T, 1/4"npt x4JIC conn.	54"	T'd off return line from valve body to	4JIC run T, 4JIC to 6JIC adaptor, (2) 6JIC x 3/8" hose barb	LOLA 6	4JIC 90	



Hydraulic	Mixer	CMI	RS-500B	KU50	TRUE	Existing capped 4JIC fitting on left side of equip	4JIC run T, (2) 4JIC m-m conn	66"+66"+36"	T'd off return line into tank	4JIC run T, 4JIC to 6JIC conn., (2) 3/8" x 6JIC hose barb	LOLA 6	Next to hydraulic tank	4JIC 90
-----------	-------	-----	---------	------	------	--	-------------------------------	-------------	-------------------------------	---	--------	------------------------	---------



Hydraulic	Paver	Gomaco	GP2500	KU50	TRUE	T'd into line at hydraulic filter	12JIC run T, 12JIC to 4JIC conn., 4JIC 90	66"	3/8" port into Hydraulic tank	3/8"npt x 4JIC strt, 4JIC to 6JIC conn.,(2) 3/8" x 6JIC hose barb	LOLA 6	Backside corner inside engine compartment	4JIC 90
-----------	-------	--------	--------	------	------	-----------------------------------	---	-----	-------------------------------	---	--------	---	---------



Hydraulic	Paver	Gomaco	GT6300	KU50	TRUE	T'd into lift pressure gauge on control panel	1/4"npt run T, 1/4" nptm x 4JIC 90	4JIC m-m conn,"66"+66"	3/8" pipe plug on back side of hydraulic reservoir	3/8"nptm x 4JIC strt, 4JIC to 6JIC adaptor, (2) 6JICf x 3/8" hose barb	LOLA 6	Front side of engine on bracket	4JIC 90
-----------	-------	--------	--------	------	------	---	------------------------------------	------------------------	--	--	--------	---------------------------------	---------

No Preview Image

Hydraulic	Trimmer	Gomaco	9500	KU50	FALSE	T'd off lift circuit gauge (60psig)	1/4"npt run T, 1/4"npt x 4JIC strt	4JIC 90,"48"	Under floor plate going into hydraulic reservoir	6JIC run T, (2) 3/8" x 6 JIC hose barb	LOLA 6	Left rear of engine compartment	6JIC to 4JIC conn.
-----------	---------	--------	------	------	-------	-------------------------------------	------------------------------------	--------------	--	--	--------	---------------------------------	--------------------

No Preview Image

Hydraulic	Dozer	John Deere	450H	KU50	FALSE	Crack valve circuit installed B4 main return line into reservoir	5LB Parker crack valve, 12 ORFS x 10JICm conn, 10JICf x10JICm 90, (2) 1/2"npt street elbow 90	1/2nptm x 12 ORFS run T	12 ORFS cap(D/T for 1/8npt)	1/8"npt x 4JIC 90","60"	Port on Hydraulic filter head	1/4"o-ring x 4JIC conn, 4JIC 90, 4JIC to 6JIC conn, (2) 6JIC f x 3/8"hose barb	LOLA 6
-----------	-------	------------	------	------	-------	--	---	-------------------------	-----------------------------	-------------------------	-------------------------------	--	--------

No Preview Image

Hydraulic	Excavator	John Deere	330C LC	KU50	TRUE	T'd into line at Pilot circuit filter	6JIC run T, 6JIC to 4JIC conn, 4JIC m-m conn	60"+60"	T'd into return line into reservoir	4JIC run T, 4JIC to 6JIC conn., (2) 6JIC f x 3/8" hose barb	LOLA 6	Behind cab inside air filter compartment	(2) 4JIC 90
-----------	-----------	------------	---------	------	------	---------------------------------------	--	---------	-------------------------------------	---	--------	--	-------------

No Preview Image

Hydraulic	Excavator	John Deere	450C LC	KU50	TRUE	T'd into line at Pilot circuit filter	6JIC run T, 6JIC to 4JIC conn., 4JIC m-m conn	80"+54"	T'd into return line into reservoir	4JIC run T, 4JIC to 6JIC conn., (2) 6JIC f x 3/8" hose barb	LOLA 6	Behind cab inside air filter compartment	
-----------	-----------	------------	---------	------	------	---------------------------------------	---	---------	-------------------------------------	---	--------	--	--




No Preview Image

Hydraulic	Excavator	John Deere	330C LC	KU50	TRUE	T'd into line at Pilot circuit filter	4JIC run T, 4JIC m-m conn	80"+54"	T'd into return line into reservoir	6JIC run T, 6JIC 90	LOLA 6	Behind cab inside air filter compartment	4JIC 90
-----------	-----------	------------	---------	------	------	---------------------------------------	---------------------------	---------	-------------------------------------	---------------------	--------	--	---------

No

Hydraulic	Excavator	John Deere	750	KU50	TRUE	T'd into line at pilot	6JIC run T, 6JIC to	42"	T'd into return	6JIC run T, (2) 6JIC f x 3/8"	LOLA 6	Left side of machine	4JIC 90
-----------	-----------	------------	-----	------	------	------------------------	---------------------	-----	-----------------	-------------------------------	--------	----------------------	---------

Preview Image

	Hydraulic	Excavator	Komatsu	PC750LC	KU50	FALSE	D/T elbow at pilot oil filter	1/8"npt x 4JIC conn, 4JIC 90, 4JIC m-m conn	72"*30"	Plug on bottom of hydraulic oil filter	1/4"npt x 4JIC conn, 4JIC to 6JIC adaptor, (2) 6JIC f x 3/8" hose barb	LOLA 6	Left rear of machine by hyd. Pumps	
	Hydraulic	Excavator	Liebherr	984 C	KU50	TRUE	Sample port on replenishing circuit filter	14mm o-ring x 4JIC conn, 4JIC 90, 4JIC m-m conn	72"*54"	T'd off line into bottom of hyd. Reservoir	8JIC Branch T (6603-08-08-08 FJ-FJ-MJ), DINf to 8JICm conn. (15FDLX-8MJ), 15DINm to 8JICm adaptor(15MDL-8MJ), 6JIC 90	LOLA 6	4JIC 90	
	Hydraulic	Excavator	Liebherr	974	KU50	TRUE	Replenishing filter (pilot system) ,D/T side of filter head, gauge reads 350psig	1/8"npt x 4JIC conn, 4JIC 90	42"	T'd off line back into hydraulic reservoir	8JIC Branch T (6603-08-08-08 FJ-FJ-MJ), 15DINf to 8JICm conn. (15FDLX-8MJ), 8JIC to 6JIC adaptor, 15DINm to 8JICm adaptor(15MDL-8MJ), 6 JIC 90, (2) 6JIC x 3/8" hose barb	6LOLA hose	LOLA 6	Next to pumps